



**OPEN  
DESIGN  
CLUB**



## **NEON FLOOR LAMP**

BY

JOHANNES HEINZMANN

JOH.HEI@WEB.DE

[WWW.OPENDESIGNCLUB.COM](http://WWW.OPENDESIGNCLUB.COM)

001

NEON FLOOR LAMP



BUY THREE CHEAP STANDART NEON LIGHTS

002

NEON FLOOR LAMP



REMOVE THE CAPS ON BOTH SIDES AND DRILL A HOLE IN THE MIDDLE OF EACH CAP

003

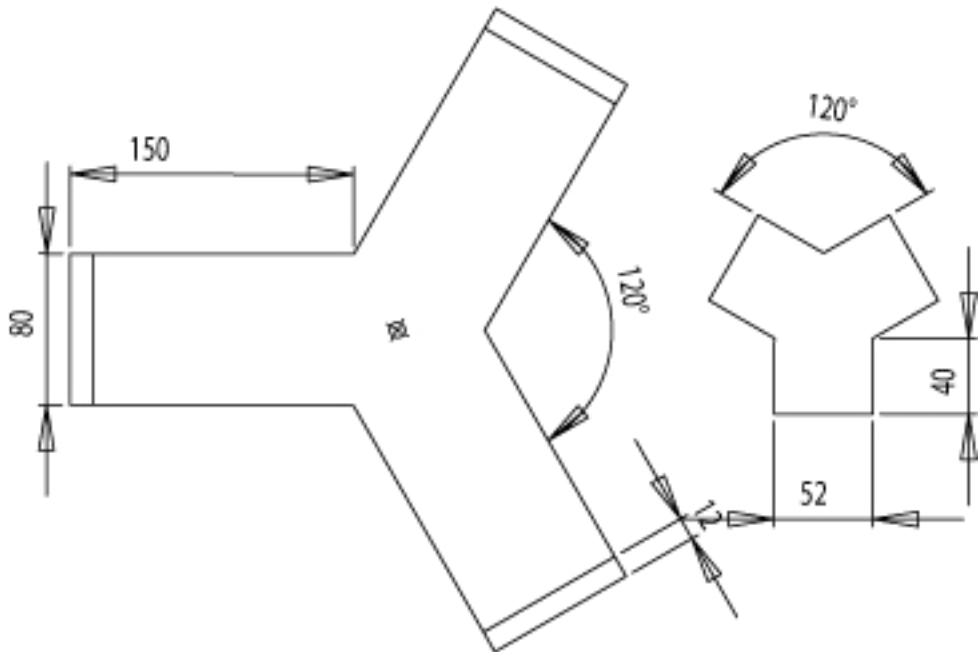
NEON FLOOR LAMP



SAW OUT THE BASE AND THE TOP OF THE LAMP AND PAINT THEM IN A COLOR YOU LIKE

005

NEON FLOOR LAMP



YOU CAN USE 12MM PLYWOOD OR SIMMILAR MATERIAL

006


NEON FLOOR LAMP



SCREW THE CAPS DOWN TO THE BASE AND THE TOP OF THE LAMP

007

NEON FLOOR LAMP



STICK TOGETHER THE BASE CAPS WITH THE REST OF THE LAMP

008

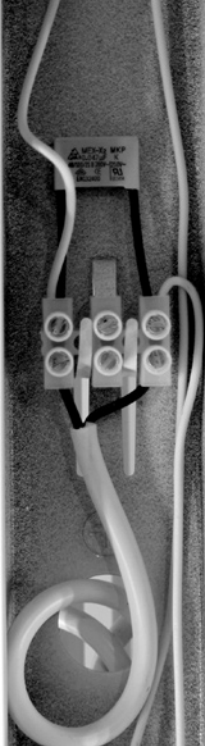

NEON FLOOR LAMP



STICK TOGETHER THE TOP CAPS AND THE REST OF THE LAMP

009

NEON FLOOR LAMP



YOU HAVE TO SPLIT A CABLE TO CONNECT ALL THREE LAMPS WITH THE ELECTRICITY GRID

010

NEON FLOOR LAMP



ADD THE NEON LIGHTS

011

NEON FLOOR LAMP



DONE!!! ENJOY THIS SUPER BRIGHT NEON FLOOR LAMPS.